

# ZITRUX

## QUICK GUIDE

### WHAT SHOULD I DO AT THE START OF THE DAY?



Check the display and press 2 times the filter warning



Open the filter door and peel outlet, turn to remove and clean.



Fit filter and turn lock



Turn the tap return valve to the dosing position




Loading fruit into the hopper.


### WHAT SHOULD I DO AT THE END OF THE DAY?



Open the capsule door and remove any peels.



Disassembly of removable parts. Thorough cleaning of the capsule.



Check that the level detectors are correctly positioned when you start assembling.



Removing waste



Check detergent level



Place empty waste bin.




Start cleaning process from the main menu.



Set the tap return valve to clean position.



Press start and wait a few minutes.



Open, the filter door and peel outlet, clean the pulp.

### WHAT DO I DO IF THE **zumex** LOGO ON THE MACHINE IS FLASHING?



Check if there are any open doors.

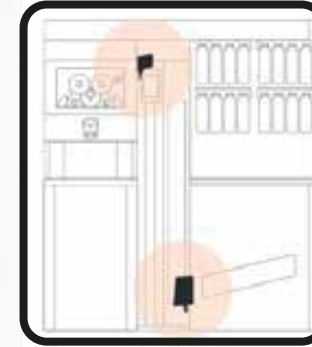


If there are no open doors, press on the X to clear the error and continue squeezing.



If the error persists, check for possible errors.

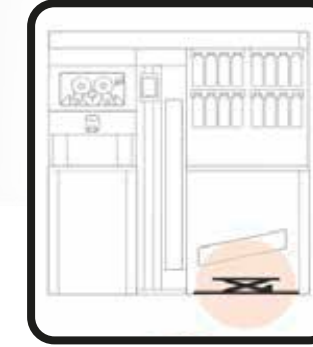
### MOST COMMON ERRORS



Open hopper, unblock oranges.

#### AE002

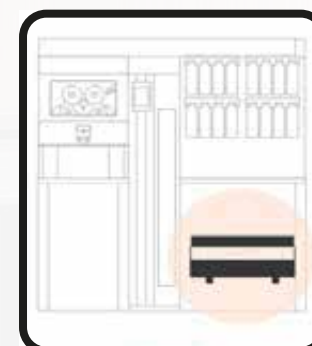
Oranges blocked in elevator.



Open hopper, unblock oranges.

#### AE003

Hopper Error.



Open hopper and remove oranges stuck in ramp

#### AE004

Oranges blocked in hopper.



Open hopper and remove oranges stuck in ramp

#### AJ007

1.Tap motor error.  
2.Tap is not dispensing juicing fluently  
3.Strong noise when dispensing juice

