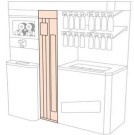




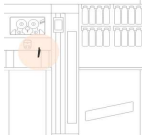
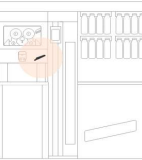
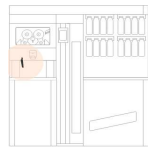
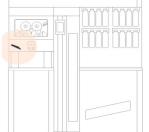
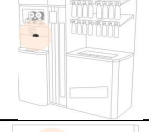

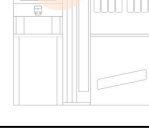

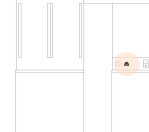
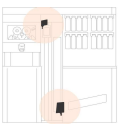
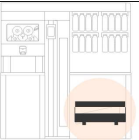
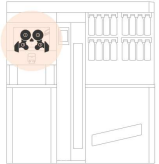
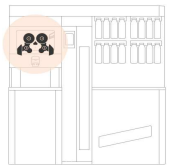
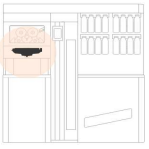
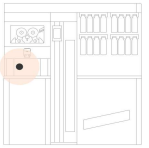
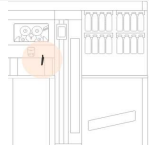
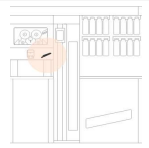
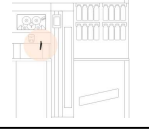
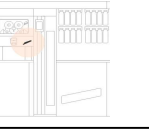
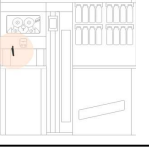
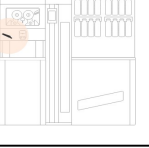
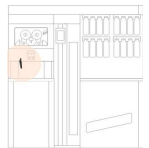
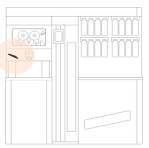
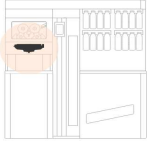

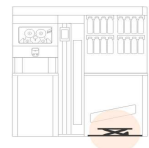




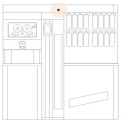





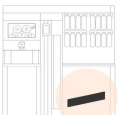


ALARM code	ALARM Type	ALARM	ALARM code	Picture-Text	How it is generated	What it causes	How to reset the alarm
AE001	Security	"AE001": "Elevator Tower Door open"	AE001	AE001 	Elevator door opening	Stop the machine waiting for the open security reset	When closing the fruit elevator door
AF001	Security	"AF001": "Top Loading Hopper Door open"	AF001	AF001 	Hopper top door opening	Stop the machine waiting for the open security reset	When closing the top loading door
AF002	Security	"AF002": "Front Hopper Door open"	AF002	AF002 	Hopper front door opening	Stop the machine waiting for the open security reset	When closing the front hopper door closing
AJ001	Security	"AJ001": "Front Cover Door Open"	AJ001	AJ001 	Opening the front door of the machine	Stop the machine waiting for the open security reset	When closing the juicing cover
AJ002	Security	"AJ002": "Filter access door open"	AJ002	AJ002 	Filter door opening	Stop the machine waiting for the open security reset	When closing the rear cover of the glass faucet
AJ003	Alarm	"AJ003": "RT peels drop cover closed. Motor Shutdown RT peels drop blocked. Check blockage"	AJ003	AJ003 	After 15ms of non-detection of the magnet	Cleaning error. Possible squeezed	It resets when it detects that it is in position/Alarm reset
AJ004	Alarm	"AJ004": "RT peels drop cover open. Motor Shutdown RT peels drop failure"	AJ004	AJ004 	After 15ms of non-detection of the magnet	Juicing error. Possible cleaning	It resets when it detects that it is in position/Alarm reset

ALARM code	ALARM Type	ALARM	ALARM code	Picture-Text	How it is generated	What it causes	How to reset the alarm
AJ005	Alarm	"AJ005": "LT peels drop cover closed. Motor Shutdown LT peels drop blocked. Check blockage"	AJ005		After 15ms of non-detection of the magnet	Cleaning error. Possible squeezed	It resets when it detects that it is in position/Alarm reset
AJ006	Alarm	"AJ006": LT peels drop cover open. Motor Shutdown LT peels drop failure"	AJ006		After 15ms of non-detection of the magnet	Juicing error. Possible cleaning	It resets when it detects that it is in position/Alarm reset
AJ007	Alarm	"AJ007": "Tap motor error"	AJ007		If the float remains in a high state for more than 7s with the juicing group + elevator + hopper stopped // Possibility of faucet jam due to a nugget	Juicing error. Machine stop	Resets when it detects that the engine is running/Alarm reset
AJ008	Alarm	"AJ008": "Fruit feeder door closed. Check blockage"	AJ008		After 200ms of detection of the "fruit gate" magnet when switching to juicing mode after carrying out the programmed number of steps	Juicing error. Machine stop	It resets when it detects that it is in the open position/Alarm reset
AJ009	Alarm	"AJ009": "Fruit feeder door open. Check blockage"	AJ009		After 200ms of detection of the "lower fruit gate" magnet in hygiene mode after carrying out the programmed number of steps	Cleaning error. Machine stop	It resets when it detects that it is in the closed position/Alarm reset
AF003	Alarm	"AF003": "Hopper error"	AF003		When activating the hopper, if after 5 seconds no consumption is detected, this message will appear.	Juicing error. Possible cleaning.	Resets when the scissors works correctly/Alarm reset
AR001	Alarm	"AR001": "Resistance failure"	AR001	Contact to Zumex	When activating the resistance, if after 200ms no consumption >9A is detected, this message will appear <i>*Allows washing</i>	Cleaning error. Possible squeezed	Resets when detects the correct temperature/Alarm reset
AR002	Alarm	"AR002": "Insufficient water level for cleaning. Check machine water inlet"	AR002		With the entry of water, if after 30s no change in state is detected in the buoy, the message appears.	Cleaning error. Possible squeezed	Resets when detects water level/Alarm reset

ALARM code	ALARM Type	ALARM	ALARM code	Picture-Text	How it is generated	What it causes	How to reset the alarm
AE002	Alarm	"AE002": "Oranges blocked in elevator"	AE002	AE002 	The EVO sensor detects oranges at a distance of less than 200-300mm for a period >200ms	Juicing error. Possible cleaning	Resets when no jams are detected and everything works correctly/Alarm reset
AF004	Alarm	"AF004": "Oranges blocked in hopper"	AF004	AF004 	The EVO sensor detects oranges at a distance of less than 300-550mm (configurable) for a period >2s (configurable)	Juicing error. Possible cleaning.	Resets when no jams are detected and everything works correctly/Alarm reset
AJ010	Alarm	"AJ010": "Overcurrent, Check block in juicer unit"	AJ010	AJ010 	After 200ms of detection of >4A overconsumption of the main motor during juicing/cleaning	Squeezing/cleaning error. Machine stop	Resets when machine restarts and lock release/alarm reset
AJ011	Alarm	"AJ011": "Juicer motor error"	AJ011	AJ011 	After 200ms of no detection of the main motor during juicing/cleaning	Squeezing/cleaning error. Machine stop	Resets when engine runs/Alarm reset
AJ012	Alarm	"AJ012": "Sweeper motor error"	AJ012	AJ012 	After 200ms of no detection of the sweeper motor during spinning/cleaning	Squeezing/cleaning error. Machine stop	Resets when engine runs/Alarm reset
AR003	Alarm	"Error in drain pump"	AR003	Contacte con Zumex	After 200ms of non-detection of the drain pump during cleaning	Cleaning error. Possible squeezed	Resets when pump works/Alarm reset
AR004	Alarm	"Error in recirculation pump"	AR004	AR004 	After 200ms of non-detection of the recirculated pump during cleaning	Cleaning error. Possible squeezed	Resets when pump works/Alarm reset

ALARM code	ALARM Type	ALARM	ALARM code	Picture-Text	How it is generated	What it causes	How to reset the alarm
AJ013	Alarm	"AJ013": "RT peels drop cover open. Motor Shutdown RT peels drop blocked. Check blockage	AJ013	 AJ003 	After 200ms of non-detection of the closing motor during juicing/cleaning	Cleaning/squeezing error, depends on the state of the bark shedding	Resets when Motor Closing bark fall works / Alarm reset
AJ014	Alarm	"AJ014": "RT peels drop cover closed. Motor Shutdown RT peels drop failure""	AJ014	 AJ004 	After 200ms of detection of overconsumption >0.9A of the motor during juicing/cleaning	Cleaning/squeezing error, depends on the state of the bark shedding	Resets when Motor Closing fallen bark works/Jam cleaning + Alarm reset
AJ015	Alarm	"AJ015": "LT peels drop cover open. Motor Shutdown LT peels drop blocked. Check blockage"	AJ015	 AJ005 	After 200ms of non-detection of the closing motor during juicing/cleaning	Cleaning/squeezing error, depends on the state of the bark shedding	Resets when Motor Closing bark fall works / Alarm reset
AJ016	Alarm	"AJ016": "LT peels drop cover closed. Motor Shutdown LT peels drop failure"	AJ016	 AJ006 	After 200ms of detection of overconsumption >0.9A of the motor during juicing/cleaning	Cleaning/squeezing error, depends on the state of the bark shedding	Resets when Motor Closing fallen bark works/Jam cleaning + Alarm reset
AJ017	Alarm	"AJ017": " Sweeper motor blockage error, Check for block"	AJ017	 AJ017	After 200ms of detection of >1.2A overconsumption of the sweeper motor during juicing/cleaning	Squeezing/cleaning error.	Resets when sweeper motor works/Alarm reset
AF005	Alarm	"AF005": "Hopper overcurrent error, check for block"	AF005	 AF005	After 800ms of detection of >4A overconsumption of the scissors during juicing	Juicing error. Possible cleaning	Resets when hopper works/Alarm reset
AF006	Alarm	"AF006": "Hopper error min"	AF006	 AF006	After 300ms of not reaching the position of the lower magnet	Juicing error. Possible cleaning	Resets when hopper works/Alarm reset

ALARM code	ALARM Type	ALARM	ALARM code	Picture-Text	How it is generated	What it causes	How to reset the alarm
AF007	Alarm	"AF007": "Hopper error max"	AF007		After 300ms of not reaching the position of the upper magnet	Juicing error. Possible cleaning	Resets when hopper works/Alarm reset
AJ019	Alarm	"AJ019": "Float position error, Check for block"	AJ019		** Not programmed, replaced by error AJ007 **	Juicing error. Possible cleaning** NOT SCHEDULED	****
AJ020	Alarm	"AJ020": "24V power error"	AJ020	Imagen Creada Enchufe	Jumps at 200ms if there is not enough power in the 24V to activate motors	Squeezing/cleaning error. Machine stop	Resets when there is a 24V reading/Alarm reset
AJ021	Alarm	"AJ021": "24V power supply error"	AJ021	Imagen Creada Enchufe	It jumps at 200ms if the 24V drops, being detected by the supercapacitor	Squeezing/cleaning error. Machine stop	Resets when there is a 24V reading on the board/Alarm reset
AJ024	Alarm	"AJ023": "Filter sweeper out of position"	AJ024	Imagen Creada Enchufe	Automatically jumps due to non-detection of the sweeper filter	Squeezing/cleaning error. Machine stop	when placing the filter in position
AJ022	Alarm	"AJ021": "Power supply voltage error, Check machine fuse"	AJ022		Jumps after 200ms if mains voltage drops	Squeezing/cleaning error. Machine stop	Resets when there is Vac voltage/Alarm reset
AJ023	Alarm	"AJ022": "No dispensing pump"	AJ023		After 200ms of no dosing pump detection	Cleaning error. Possible squeezed	Resets when recirculation pump works/Alarm reset
AJ025	Alarm	AJ025 ": "Elevator sensor error. Wipe sensor"	AJ025		Jumps at 400ms if the sensor detects a measurement <1 or infinite	Juicing error. Possible cleaning	Resets when detect correctly/Alarm reset
AJ026	Alarm	AJ026 ": "Hopper sensor error. Wipe sensor"	AJ026		Jumps at 400ms if the sensor detects a measurement <1 or infinite	Juicing error. Possible cleaning	Resets when detect correctly/Alarm reset

ALARM code	ALARM Type	ALARM	ALARM code	Picture-Text	How it is generated	What it causes	How to reset the alarm
AJ027	Alarm	AJ027 ": "Detergent motor overcurrent"	AJ027	Contacte con Zumex	After 200ms of detection of >1A overconsumption of the detergent motor during cleaning	Cleaning error. Possible squeezed	Resets when detergent motor runs/Alarm reset
AJ028	Alarm	AJ028 ": "Detergent motor error"	AJ028	Contacte con Zumex	After 200ms of non-detection of the detergent motor	Cleaning error. Possible squeezed	Resets when detergent motor runs/Alarm reset
AJ029	Alarm	AJ029 ": "Overcurrent in solenoid valve"	AJ029	Contacte con Zumex	After 200ms of detection of >0.5A overconsumption of the solenoid valve	Cleaning error. Possible squeezed	Resets when solenoid valve works/Alarm reset
AJ030	Alarm	AJ030 ": "Solenoid valve error."	AJ030	Contacte con Zumex	After 200ms of no electrovalve detection	Cleaning error. Possible squeezed	Resets when solenoid valve works/Alarm reset
AE003	Alarm	AE003 ": "CAN communication error in elevator"	AE003	Contacte con Zumex	Automatically if communication between boards is not detected	Squeezing/cleaning error. Machine stop	automatically when you have communication
EJ001	Event	EJ001 ": "Tap in cleaning position"	EJ001	 EJ001	Automatically when you move the tap	Squeeze/clean alert. Machine stop	place graph in correct position
EJ002	Event	EJ002 ": "Tap in dispensing position"	EJ002	 EJ002	Automatically when you move the tap	Squeeze/clean alert. Machine stop	place graph in correct position
EE001	Event	EE001 ": "No fruit"	EE001	 EE001	Jump to the 90s of squeeze mode without detecting oranges	Only show alert	automatically with orange detection
ER001	Event	ER001 ": "Detergent level low"	ER001	ER001 SHOW WITHOUT TEXT "WITHOUT IMAGE"	Appear with low detergent %	Only show alert	with detergent refill
ER002	Event	ER002 ": "No detergent"	ER002	ER002 SHOW WITHOUT TEXT "WITHOUT IMAGE"	Appear with zero % detergent	For cleaning	with detergent refill
EJ003	Event	EJ003 ": "Waste level maximum"	EJ003	 AJ002	Jump with a high number of oranges	For squeezing	with the modification of the value of fruits
EJ004	Event	EJ004 ": "Waste level maximum"	EJ004	 AJ002	Jump with a low number of oranges	Only show alert	with the modification of the value of fruits